

TECHNICAL SPECIFICATION

Pre-connectorized Drop Cable

1. General

1.1 Scope

This specification describes the basic design of patch cord or pigtail with its main components: the fibers, the connectors. Furthermore this specification contains information concerning the quality assurance during manufacturing, the final acceptance tests, the packaging. Any technical data mentioned in this product specification serve for describing the product only and should not be understood as an assurance of properties.

1.2 Definition

Patch cord: cable with two connectors at both end.

Pigtail: cable with one connector at any end.

Type of cable and connector shall be assigned by purchaser.

1.3 Quality

Excellent quality control is achieved through intense in-house quality check and stringent audit acceptance by ISO 9001.

1.4 Reliability

ZTT ensures product reliability through rigorous qualification testing of each product family. Both initial and periodic qualification testing are performed to assure the cable's performance and durability in the field environments.

1.5 Reference

The cable which ZTT offered are designed, manufactured and tested according to international standards as follows:

IEC 60793-1	Optical fiber Part 1: Generic specifications
IEC 60793-2	Optical fiber Part 2: Product specifications
IEC 60794-2	Optical fiber cables-part 2 indoor cables- sectional specification


The standards for the connector as follows:

IEC 61300-1	Basic test and measurement procedures-Visual examination
IEC 61754	Fibre optic connector interfaces
IEC 61300-3-6	Basic test and measurement procedures- Examinations and measurements-Return loss
IEC 61300-3-34	Basic test and measurement procedures- Examinations and measurements-Attenuation of random mated connectors

2. Product Structure

Pre-connectorized Drop Cable 1C,SC/UPC-SC/APC connector, G657A1 fiber, with LSZH Black Color Sheath.

2.1 Product picture:



Note: the picture provides a reference only.

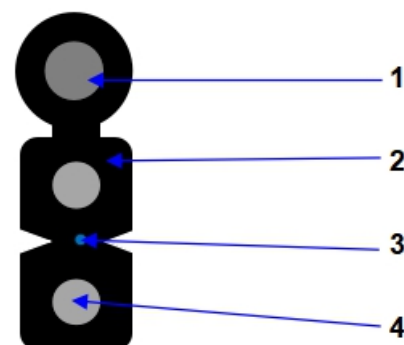

2.2 Technical characteristics for connectors:

Technical data		
Fiber type	SM	
Connector type	SC	
Grinding type	UPC	APC
Insertion loss(dB)	≤0.3	
Return loss(dB)	≥50	≥55
Operation temperature	-25 °C to +70 °C	
Longevity	>500 times	
Standard	IEC 61754-04	

Note: When the length is more than 50M, $IL \leq (0.3\text{dB} + 0.34\text{dB/km} \cdot L) @1310\text{nm}$
 $IL \leq (0.3\text{dB} + 0.2\text{dB/km} \cdot L) @1550\text{nm}$

3. CABLE STRUCTURE

3.1 Cable Type: OFC-1G.657A1 -FDC-S3



Picture is only for reference

Technical Characteristics

- With excellent mechanical and environment properties
- Has good bending performance, easy to install

Construction :

1. Messenger wire (**Galvanized Steel wire**)
2. Outer sheath (**LSZH, Black**)
3. Fiber
4. Strength member (**Steel wire**)

Dimension and Properties

Physical	Fiber count	1 G.657A1
	Strength member	Nominal 0.4mm*2
	Messenger wire	Nominal 1.0mm
	Cable OD(W*H)	2.0±0.2mm*5.0±0.2mm
	Cable weight	21±2 kg/km
	Operation temperature range	-20 deg C to + 70 deg C
	Installation temperature range	-10 deg C to + 60 deg C
	Transport and storage temperature range	-20 deg C to + 70 deg C
Mechanical	Max. tensile load	Short term: 800N; Long term: 500N
	Crush resistance	Short term: 2200 N/10cm; Long term: 1000 N/10cm
	Minimal installation bending radius	30 x OD
	Minimal operation bending radius	15 x OD

Color code scheme:

Fiber color	blue
--------------------	------

Note: The weight of zinc coating of uncoated wire surface shall be no less than 20g/m²